

The Bioefficacy of Essential Oils against the False Stable Fly, *Muscina stabulans* (Harris) (Diptera: Muscidae)

Mohammed E. Gad¹, Mohammed G. Mahmoud², Randa I. Eltaly³, Hanem F. Khater^{4*}, Mona F.A. El-Sitiny²

¹Laboratory of Invertebrates and Parasitology, Zoology and Entomology Department Faculty of Science Al-Azhar University, Naser City, Cairo 11884, Egypt

²Plant Protection Department, Agricultural Faculty, Zagazig University, Egypt

³Zoology and Entomology Department, Faculty of Science, Al-Azhar University, Girls Branch, Cairo, Egypt

⁴Parasitology Department, Faculty of Veterinary Medicine, Banha University, Egypt

E-mail: - hanem.salem@fvmt.bu.edu.eg

ABSTRACT

The distribution of false stable fly, *Muscina stabulans* (Harris) (Diptera: Muscidae) is worldwide. Control of *M. stabulans* has been seldom done; therefore, this study investigated some biological aspects post treatment of four essential oils through ingestion and contact bioassays against the 3rd larval instars of *M. stabulans*. Post treatment (PT) with 50%, the mortality% of larvae, pupae, both larvae and pupae, and adults reached 83.33, 73.33, 95.56, and 100%, respectively, for *Apium graveolens* (celery); 73.33, 75.00, 93.33, and 100.00%, respectively, for *Eruca sativa* (ruca); 80.00, 100.00, 100.00, and 100.00%, respectively, for *Lactuca sativa* (lettuce); and 63.33, 81.82, 93.33, and 90.00%, respectively, for *Raphanus sativus* (radish). The pupation and adult emergence rates PT with 50%, and LC₅₀ values were 4.44, 0.00, and 21.743%; 6.67, 0.00, and 24.786%; 0.00, 0.00, and 20.909%; and 6.67, 10.00, and 31.826%, respectively. On the other hand, their toxicity indices reached 96, 84, 100, and 66%, respectively. This study indicated that *L. sativa* was the most effective oil, followed by *A. graveolens* and *E. sativa*; whereas *R. sativus* was the least effective oil. To conclude, essential oils could be used as ecofriendly fly management in organic farming and in places where conventional insecticides could not be applied.

Key words: *Apium graveolens*, *Eruca sativa*, *Lactuca sativa*, *Raphanus sativus*, toxicity indices.

Introduction

The stable fly, *Muscina stabulans* (Fallén 1817) (Diptera: Muscidae), is a cosmopolitan fly with a worldwide distribution and has medical and forensic importance in acting as a mechanical disease vector and intestinal myiasis producing fly (Shivekar et al., 2008; Patitucci et al., 2010; Wang et al., 2019). Larvae of *M. stabulans* develop on a variety of discrete and ephemeral food substrates, such as feces and carcasses. On the other hand, its larvae could prey on the immature stages of the other dipterous flies, acting as an effective control agent (Duarte et al., 2013; Zimmer et al., 2022).

Insect management mainly depends on applying of conventional insecticides which led to contaminated dairy and meat products, environmental pollution, and development of insect resistant strains. Therefore, using eco-friendly insecticides is an urgent need to reduce their health and environmental side effects. Using some available cheap plants which are usually safe to the environment and to other living organisms such as Leaves and Stems of *Lantana camara* plant against larvae of *Musca domestica* (Khater, 2012a; Fouda, et al., 2017; Ahmed et al., 2021; Iqbal et al., 2021).

The ancient Egyptians discovered the potency of essential oils (EOs) which progressed in the Middle Ages by the Arabs as they have long been used as embalment and food preserving agents, anti-inflammatory, antimicrobial, sedative, analgesic, local anesthetic, and spasmolytic therapies (Khater, 2013, 2017, 2020).

Recently, EOs are commercially used in food, agricultural, cosmetic, perfume, and pharmaceutical industries (Khater, 2017, 2020). Plant extracts, including essential oils, meritoriously control several illnesses and parasites (Khater & Shalaby, 2008; Roni et al., 2015; Seddiek et al., 2011, 2013, 2014; Vaz et al., 2018; Khater et al., 2019, 2020; Khater, 2020; Iqbal et al., 2021; Abdel-Meguid et al., 2022; Abosalem et al., 2022; Mohamed et al., 2022; Abd Elgawad et al., 2023; Altaf et al., 2023).

Essential oils are cost-effective, safe and biodegradable pesticides (Khater, 2012a,b, 2013) inducing deterrent, repellent, ovicidal, adulticidal, larvicidal, and insect growth regulating effects (Khater, 2003; Shalaby & Khater, 2005; Khater & Shalaby, 2008; Khater et al., 2014, 2018, 2022; Khater & Geden, 2018, 2019; Hegazy et al., 2022). The present study aimed to evaluate the lethal effects of some essential oils against the 3rd larval stage, study the pupation and adult emergence% after larval treatments, and calculate the lethal concentration values and the relative toxicities and toxicity indices.

Materials and methods

2.1. Essential Oils

Four essential oils were brought from EL CAPTAIN Company for Extracting Natural Oils, Plants, and Cosmetics "Cap Pharm", El Obor, Cairo, Egypt. Such oils were celery, *Apium graveolens* (Apiaceae); eruca, *Eruca sativa* (Brassicaceae); lettuce (*Lactuca sativa* (Asteraceae); and radish, *Raphanus sativus* (Brassicaceae).

2.2. Insects

M. stabulans were collected from Moshtohor, Toukh (30° 21' 11.6" N and 31° 11' 31.5" E), Qalyubiya Governorate, Egypt and reared at the laboratory according to a previously described procedure (Khater & Geden, 2019).

2.3. Bioassay

Early 3rd larval instars were exposed to oils via the ingestion and contact bioassay (Khater & Geden, 2019) by adding 15 larvae per replicate to a treated rearing medium in a small cup having 10 g of rearing medium treated with 1 ml of each oil concentration and Tween 20 (5% as an emulsifier); whereas the control group was treated with distilled water and Tween 20.

Five oil concentrations (2, 4, 7, 13, 25, and 50%) were applied for each oil. Each small cup was added to a larger cup having 10 g of sawdust as a dry medium for pupation and covered with a piece of cloth tied securely with a rubber band for prevention adults escaping. Cups were maintained at 27 ± 2 °C and 80 ± 5 % relative humidity until adult emergence (up to 16 days). The number of died larvae, pupae, and adults was recorded. The experiments were replicated three times for each concentration.

2.4. Data analysis

Via SPSS V23 (IBM, USA), the One-Way Analysis of Variance which subsequently followed by the Tukey test as well as Probit analyses were utilized for data analyses. The lethal concentrations (LC) values after larval treatments, squared (R^2), Chi-square (X^2) values, and regression equations were calculated. The p-value was significant when <0.05 . The reduction% of adult emergence was calculated (Khater et al., 2009) by managing the succeeding formula: Reduction (Pre-treatment count - post treatment count/ pre- treatment count) X 100.

Results and Discussion

Even though *M. stabulans* is a species of forensic value, it acts as a mechanical disease vector and intestinal myiasis producing fly (Patitucci et al., 2010; Shivekar et al., 2008; Wang et al., 2019). Botanical extracts, including essential oils, are effective against the developmental stages of arthropod pests of medical and veterinary importance (Khater, 2012b, 2014; Khater & Geden, 2018, 2019; Baz et al., 2021; 2022a,b; Eltaly et al., 2023; Hegazy et al., 2022; Khater et al., 2009, 2011; 2013; 2014; 2018; 2022, 2023; Abdel-Ghany et al., 2023; Nabil et al., 2023).

This investigation revealed for the first time, as far as we know, the lethal and insect growth regulating (IGR) efficacy of *A. graveolens*, *E. sativa*, *L. sativa*, and *R. sativus* oils on some biological parameters of *M. stabulans*; their toxicity indices reached 96, 84, 100, and 66%, respectively. Depending on LC₅₀, *L. sativa* was the most effective oil, followed by *A. graveolens* and *E. sativa* and their

relative toxicities reached 1.52, 1.46, and 1.28 times more effective than *R. sativus* (Tables 1 and 2).

Alike finding was recorded; novaluron (chitin synthesis inhibitor) is an insect growth regulator (IGR) which adversely affected growth and reproductive potential of topically treated *M. stabulans* 3rd instar larvae and prepupae (Al-Keridis & Ghoneim, 2021). A similar study documented the disruptive effects of Pyriproxyfen as IGR on the survival, developmental stages, and morphogenesis of *M. stabulans* after topical application (Hamadah, 2018).

Correspondingly, the insecticidal effect of an ethanolic extract of *Nerium oleander* leaves was recorded against 2nd larval instars of *M. stabulans* and its LC₅₀ value was 113.66 ppm; such dose suspended larval and pupal durations, inhibited oviposition, decreased longevity of the survived adults, and malformed the developmental stages (El-Shazly et al., 1996).

This study showed that *L. sativa* induced superior effect against the developmental stages of *M. stabulans*. PT of 3rd instars with *L. sativa* (50%), it effectively controlled larvae (80.00%) and completely suppressed pupal and adult development. Its LC₅₀, LC₉₀, and LC₉₅ values of larval mortalities were 20.909, 50.424, and 58.791%, respectively (Tables 1 and 2 and Fig.1).

Recently, the same *L. sativa* oil used in this study was highly effective against *Cx. pipiens* 4th larvae (LC₅₀ and LC₉₀= 677.45 and 1344.36 ppm, respectively) (Baz et al., 2022). In contrast, it was not effective against unfed adults (7-9-day-old), the most resistant stage, of *Hyalomma dromedarii* PT with 20% using the adult immersion test (Abdel-Ghany et al., 2023).

This work revealed the efficacy of *A. graveolens* (50%) in controlling *M. stabulans* and the mortality% of larvae, pupae, larvae and pupae, and adults reached 83.33, 73.33, 95.56, and 100%, respectively. Its LC₅₀, LC₉₀, and LC₉₅ values of larval mortalities were 21.743, 49.476, and 57.338%, respectively, and its toxicity index was 96.16%, it reduced the pupation (4.4%) and completely stopped the adult emergences (Tables 1 and 2 and Fig.2).

Analogously, the same *A. graveolens* oil used in this study was highly effective in our previous work against 3rd larval instars of the blowfly, *Lucilia sericata* (Diptera: Calliphoridae) (LC₅₀ and LC₉₀= 4.60 and 16.94%, respectively) and negatively affected the pupating and adult emergences (Khater & Khater, 2009). *A. graveolens* oil has larvicidal effect against early 4th instars of *Ae. aegypti* and its LC₅₀ and LC₉₀ values were 16.10 and 29.08 ppm, respectively, PT for 24 h. it also has adulticidal effect and induced a remarkable repellent effect (100% protection time 165 min) (Kumar et al., 2014).

In addition, the methanolic extract of *A. graveolens* seeds comprises bioactive compounds of mosquitocidal activity against 4th instar of *Aedes aegypti* including sedanolide, senkyunolide-N, and

Table (1) Effect of four oils after treatment of 3rd larvae instars of *Muscina stabulans*

Materials		larval MO%± SD	Pupal MO% ± SD	Larval and pupal MO% ± SD	Adult MO% ± SD
Control <i>Apium graveolens</i>	Conc.	3.33±1.41d	6.90±0.71b	10.00±0.71f	16.67±1.41e
	2	10.00±1.00cd	18.52±4.04ab	26.67±4.04df	33.33±2.00de
	4	20.00±1.53cd	29.17±4.16ab	43.33±4.16df	43.33±2.52cd
	7	33.33±2.31c	35.00±3.00ab	56.67±3.00bcd	60.00±1.53bc
	13	50.00±2.52b	40.00±3.79ab	70.00±3.79abc	76.67±3.61ab
	25	63.33±2.65b	42.42±1.73a	78.89±1.73ab	93.33±4.16a
	50	83.33±2.58a	73.33±2.16a	95.56±2.16a	100.00±0.00a
Control <i>Eruca sativa</i>		3.33±1.41c	6.90±0.71c	10.00±0.71c	16.67±1.41c
	2	0.00±0.58c	27.78±4.00bc	27.78±4.00bc	33.33±2.08bc
	4	20.00±4.73bc	37.50±4.36ab	50.00±4.36bc	66.67±6.11b
	7	40.00±5.13 abc	55.56±4.04ab	73.33±4.04ab	93.33±4.04a
	13	53.33±2.65abc	64.29±1.73ab	83.33±1.73a	100.00±2.31a
	25	60.00±3.06ab	66.67±1.15ab	86.67±1.15a	100.00±0.00a
	50	73.33±2.89a	75.00±2.65ab	93.33±2.65a	100.00±0.00a
Control <i>Lactuca sativa</i>		3.33±1.41d	6.90±0.71c	10.00±0.71c	16.67±1.41b
	2	3.33±0.58d	49.43±8.50bc	51.11±8.50bc	100.00±13.86a
	4	23.33±4.04cd	100.00±7.51a	100.00±7.51a	100.00±0.00a
	7	43.33±4.16bc	100.00±0.00a	100.00±0.00a	100.00±0.00a
	13	56.67±3.79ab	100.00±0.00a	100.00±0.00a	100.00±0.00a
	25	66.67±3.61ab	100.00±0.00a	100.00±0.00a	100.00±0.00a
	50	80.00±2.65a	100.00±0.00a	100.00±0.00a	100.00±0.00a
Control <i>Raphanus sativus</i>		3.33±1.41d	6.90±0.71c	10.00±0.71c	16.67±1.41b
	2	13.33±2.52d	23.08±4.36b	33.33±4.36de	43.33±5.20cd
	4	20.00±2.65bc	36.11±2.89b	48.89±2.89cd	60.00±5.03bcd
	7	30.00±3.61 abc	47.62±2.65ab	63.33±2.65bc	63.33±2.08abc
	13	33.33±2.08abc	50.00±1.53a	66.67±1.53abc	73.33±5.00abc
	25	53.33±5.57ab	78.57±1.73a	90.00±5.29ab	83.33±1.73ab
	50	63.33±2.71a	81.82±0.82a	93.33±0.82a	90.00±3.11a

Means followed by the same letter in the same column were not significantly different by ANOVA (P > 0:05).

Conc. Concentrations %; MO%: mortality %; SD: standard deviation

Table (2) Lethal concentration values of oils after treatment the larvae of *Muscina stabulans*

Essential oil	LC50 Upper Lower	LC ₉₀ Upper Lower	LC ₉₅ Upper Lower	LC ₉₉ Upper Lower	Relative toxicity	Toxicity index	X ² df sig	Equation R ²		
<i>Apium graveolens</i>	21.743	49.476	57.338	72.086	1.46	96.16	11.664	0.800		
	13.447	35.112	40.455	50.271					5	Y=0.06x +-2
	36.959	95.748	113.214	146.182					.040 ^a	
<i>Eruca sativa</i>	24.786	57.435	66.691	84.053	1.28	84.36	24.420	0.638		
	10.223	35.182	40.584	50.387					5	Y=0.06x+-2
	100.498	350.518	423.068	559.491					.000 ^a	
<i>Lactuca sativa</i>	20.909	50.424	58.791	74.487	1.52	100.00	23.192	0.657		
	7.610	31.627	36.698	45.876					5	Y=0.06x+-2
	60.939	211.208	255.545	339.047					.000 ^a	
<i>Raphanus sativus</i>	31.826	72.702	84.290	106.026	1.00	65.70	8.286	0.720		
	21.291	50.054	57.545	71.427					5	Y=0.05+-2
	59.866	158.797	187.506	241.527					.141 ^a	

Relative toxicity = LC₅₀ of the least toxic compound / LC₅₀ of the tested compound.

Toxicity index = LC₅₀ of the most toxic compound × 100 / LC₅₀ of the tested compound.

The most toxic oil has given 100 units on the toxicity index scale

LC: lethal values; X²: Chi: squared; df: degree of freedom; Sig: significance; R²: R-squared is a goodness-of-fit measure in case of linear regression models

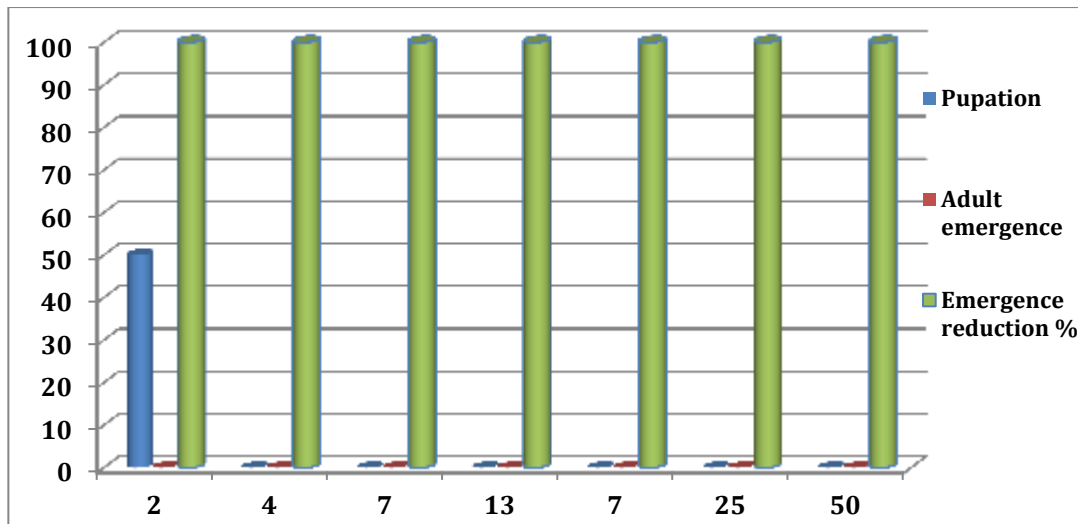


Fig. (1) Effect of *Lactuca sativa* on pupation, adult emergence, and emergence reduction (%) after treatment of 3rd larval instars of *Muscina stabulans*

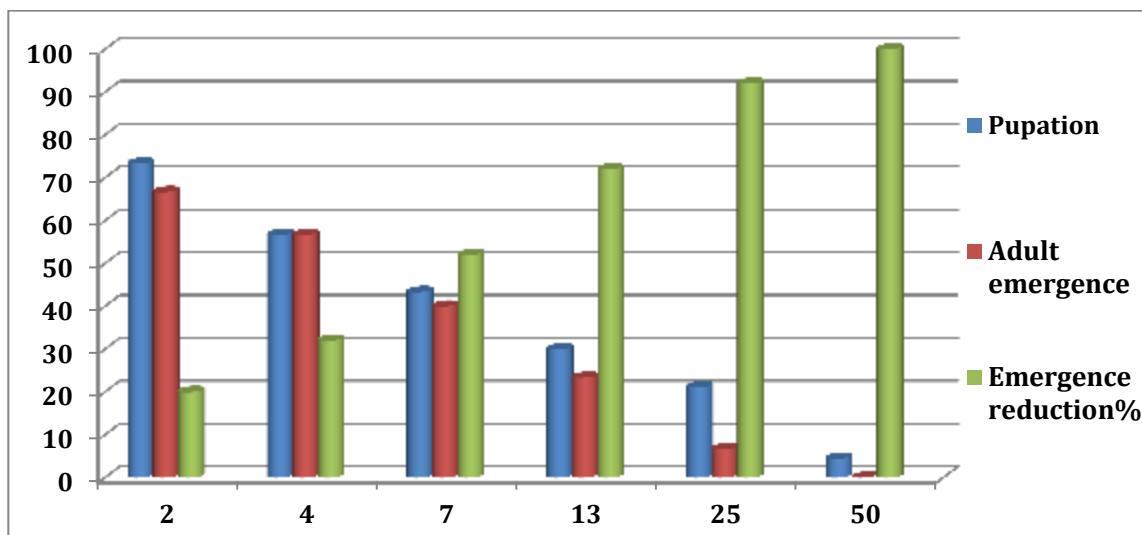


Fig. (2) Effect of *Apium graveolens* on pupation, adult emergence and emergence reduction (%) after treatment of 3rd larval instars of *Muscina stabulans*

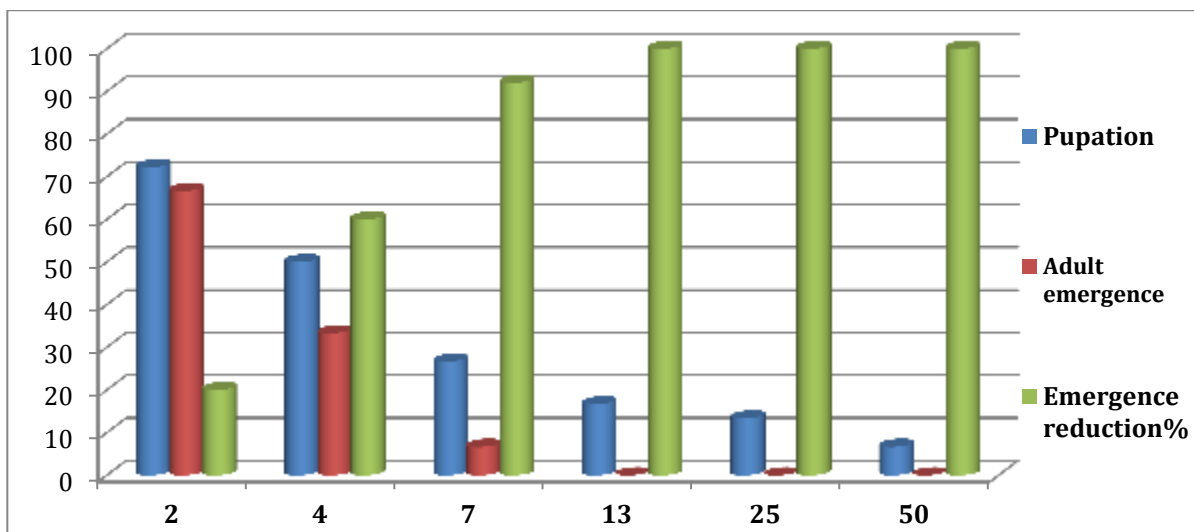


Fig. (3) Effect of *Eruca sativa* on pupation, adult emergence, and emergence reduction (%) after treatment of 3rd larval instars of *Muscina stabulans*

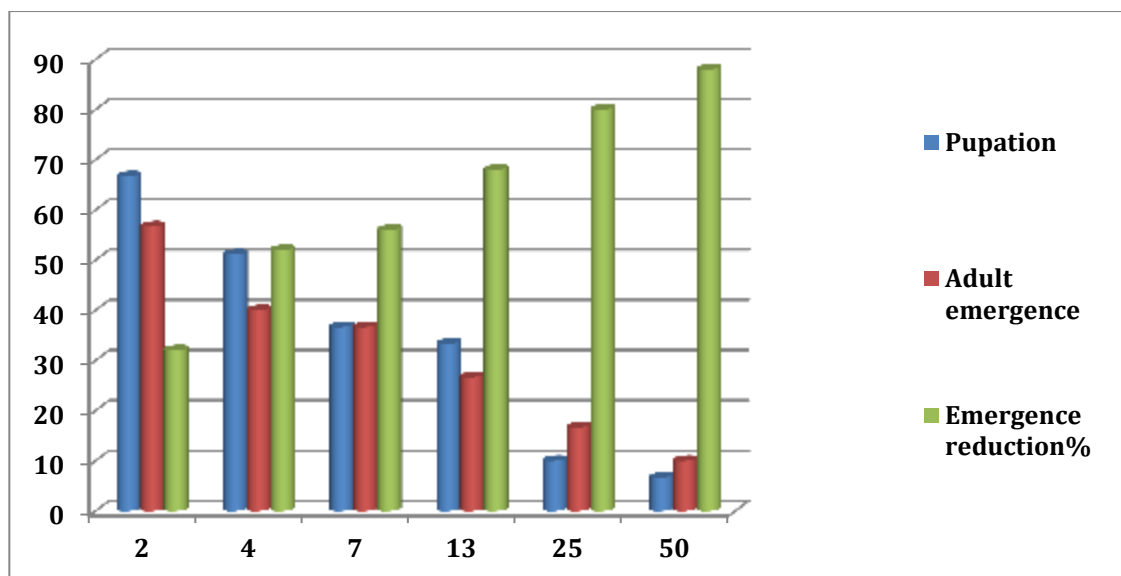


Fig. (4) Effect of *Raphanus sativus* on pupation, adult emergence, and emergence reduction (%) after treatment of 3rd larval instars of *Muscina stabulans*

senkyunolide- J (Momin & Nair, 2001). *A. graveolens* oil contains major constituents such as lactones, flavonoids, and terpenoids, which could play a role in its toxicity (Kumar et al., 2014).

This study revealed that *E. sativa* (50%) was lethal to larvae and pupae, and adults of *M. stabulans* (73.33, 75.00, 93.33, and 100.00%, respectively) and its LC₅₀, LC₉₀, and LC₉₅ values reached 24.786, 57.435, and 66.691%, respectively, and its toxicity index was 84.36%, it reduced the pupation and completely suppressed adult emergences (Tables 1 and 2 and Fig.3).

A related study showed the lethal effect of *E. sativa* against 4th larval instars of *Culex pipiens* (Diptera: Culicidae) (LC₅₀= 86.06, ppm) and reported a remarkable reduction of the pupation rate (6.67%), and inhibited adult emergences PT of larvae with 1000 ppm (Khater & Shalaby, 2008).

Also, *E. sativa* induced a complete (100%) aphicidal effect against the rose aphid, *Macrosiphum rosae* and the black bean aphid, *Aphis fabae*, PT with 1% (Alghamdi, 2018). A comparable study reported that petroleum ether and acetone seed extracts of arugula seeds (*Eruca vesicaria*, Brassicaceae) were effective contact and stomach poison against the adult granary weevil, *Rhyzopertha dominica* Fabricius (Coleoptera: Bostrochidae) and the lesser grain borer, *Sitophilus granarius* Linnaeus (Coleoptera: Curculionidae) and their LC₅₀ values reached 0.722, 0.620, 0.622, and 0.475 ml/ kg, respectively, 5 days PT and inhibited their first generations (Mohanny et al., 2020).

This research paper brought to light that the developmental stages of *M. stabulans* were susceptible to *R. sativus* (50%) because larval, pupal, larval and pupal, and adult mortalities reached 63.33, 81.82, 93.33, and 90.00%, respectively. On the other hand,

its LC₅₀, LC₉₀, and LC₉₅ values reached 24.786, 57.435, and 66.691%, respectively. It was the least effective oil as its toxicity index reached 65.70%, but it also lowered the pupation (6.67%) and adversely affected adult emergences (88%) at its sublethal concentrations (Tables 2 and 3 and Fig.4).

A similar study showed that *R. sativus* oil has contact/fumigant adulticidal effect against the house fly, *Musca domestica* (Diptera: Muscidae) (LC₅₀ and LC₉₀= 0.25 and 1.38%, respectively) and its median lethal time PT with 2% was 16.44 min (Baz et al., 2023). Moreover, it was effective against 3rd larval instars of *L. sericata* (LC₅₀ and LC₉₀= 6.93 and 46.86%, respectively) and adversely affected both pupating and adult emergences (Khater & Khater, 2009). Alike finding indicated that *R. sativus* (2%) induced complete (100%) aphicidal effect against *M. rosae* and *A. fabae* (Alghamdi, 2018).

Chemical constituents of *R. sativus* Linn. roots were effectively toxic against adults and 2nd instar nymphs of *A. gossypii* in vitro and its methylene chloride fraction was highly potent against both adults and nymphs (LC₅₀ = 386.63 and 309.43 ppm, respectively), followed by ethyl acetate fraction (LC₅₀ = 394.9 and 334.37 ppm, respectively). Whereas, the sub-lethal concentrations of such root extracts inhibited transaminases and alkaline phosphatase of *A. gossypii* (Ibrahim et al., 2020).

Conclusion

Filth flies such as *M. stabulans* have medical and veterinary importance and this study revealed for the first time, according to our knowledge, the efficacy of four essential oils against it. *L. sativa* was the most toxic oil, followed by *A. graveolens* and *E. sativa*, whereas *R. sativus* was the least effective oil. Such oils drastically affected treated larvae and reduced the

pupation and adult emergence rates. Essential oils could be used as eco-friendly fly management tool in organic farming and in places where conventional insecticides could not be applied. Future studies could be directed toward improving the oil formulations for prolonged persistence in the environment and their application in the field after studying their ecotoxicological side views.

Ethical approval

The protocol of this study had been reviewed and approved by the by the Ethical Committee of Zagazig University: Institutional animal care and Use committee, ZU-IACUC; the approval number is ZU-IACUC/2/F/197/2023

References

- Abd Elgawad, S., Baz, M., Taie, H., Mustafa, S., & Khater, H. (2023). Novel acaricidal efficacy of nine Egyptian plants against the camel tick, *Hyalomma dromedarii* (Ixodida: Ixodidae). *Persian Journal of Acarology*, *12*(1), 121-136. <https://doi.org/10.22073/pja.v12i1.76977>
- Abdel-Ghany, H., Allam, S. A., Khater, H., Selim, A., & Abdel-Shafy, S. (2023). Effects of commercial oils on the camel tick *Hyalomma dromedarii* (Acari: Ixodidae) and their enzyme activities. *Persian Journal of Acarology*, *12*(1), 137-149. <https://www.biotaxa.org/pja/article/view/76404>
- Abdel-Meguid, A. D., Ramadan, M. Y., Khater, H. F., & Radwan, I. T. (2022). Louicidal Efficacy of Essential Oils against The Dog Louse, *Trichodectes canis* (Mallophaga: Trichodectidae). *Egyptian Academic Journal of Biological Sciences, E. Medical Entomology & Parasitology*, *14*(1), 116. <https://doi.org/https://doi.org/10.21608/EAJBSE.2022.218673>
- Abosalem, H. S., Ramadan, M. Y., Selim, A. M., & Khater, H. F. (2022). Novel Acaricidal and Insect Growth Regulating Activity of Olive oil against *Hyalomma dromedarii* (Acari: Ixodida). *Benha Journal of Applied Sciences*, *7*(4), 91-96. <https://doi.org/10.21608/bjas.2022.253618>
- Ahmed, N., Alam, M., Saeed, M., Ullah, H., Iqbal, T., Al-Mutairi, K. A., . . . Salman, M. (2021). Botanical insecticides are a non-toxic alternative to conventional pesticides in the control of insects and pests. *Global Decline of Insects*. <https://books.google.com.eg/books>.
- Alghamdi, A. S. (2018). Insecticidal effect of four plant essential oils against two aphid species under laboratory conditions. *Journal of Applied Biology and Biotechnology*, *6*(2), 27-30. <https://doi.org/https://doi.org/10.7324/JAB B.2018.60205>
- Al-Keridis, L., & Ghoneim, K. (2021). Evaluation of the Toxic Effects of Novaluron on *Muscina stabulans* (Fallen) (Diptera: Muscidae). *Pakistan journal of biological sciences : PJBs*, *24*(1), 42-52. <https://doi.org/10.3923/pjbs.2021.42.52>
- Altaf, S., Abbas, R., Akhtar, T., Siddique, F., Mahmood, M., Khan, M., . . . Abbasi, K. (2023). Antioxidant rich medicinal plants as a potential candidate to treat gastric ulcer. *Boletín Latinoamericano y del Caribe de Plantas Medicinales y Aromáticas*, *22* (5), 560-580. <https://doi.org/10.37360/blacpma.23.22.5.41>
- Baz, M. M., Hegazy, M. M., Khater, H. F., & El-Sayed, Y. A. (2021). Comparative Evaluation of Five Oil-Resin Plant Extracts against The Mosquito Larvae, *Culex pipiens* Say (Diptera: Culicidae). *Pakistan Veterinary Journal*, *41*(2), 191-196. <https://doi.org/10.29261/pakvetj/2021.010>
- Baz, M. M., Khater, H. F., Baeshen, R. S., Selim, A., Shaheen, E. S., El-Sayed, Y. A., . . . Hegazy, M. M. (2022a). Novel Pesticidal Efficacy of *Araucaria heterophylla* and *Commiphora molmol* Extracts against Camel and Cattle Blood-Sucking Ectoparasites. *Plants*, *11*(13), 1682. <https://doi.org/10.3390/plants11131682>
- Baz, M. M., Selim, A. M., Radwan, I. T., & Khater, H. F. (2022b). Plant oils in the fight against the West Nile Vector, *Culex pipiens*. *International Journal of Tropical Insect Science*. <https://doi.org/10.1007/s42690-022-00762-1>
- Baz, M., Eltaly, R.I., Debboun, M., Selim, A., Radwan, I., Ahmed, N., & Khater, H. (2023). The contact/fumigant adulticidal effect of Egyptian oils against the house fly, *Musca domestica* (Diptera: Muscidae). *International Journal of Veterinary Science*, *12*(2), 192-198. <http://www.ijvets.com/pdf-files/Volume-12-no-2-2023/192-198.pdf> <https://doi.org/https://doi.org/10.47278/journal.ijvs/2022.180>
- Duarte, J. L. P., Krüger, R. F., & Ribeiro, P. B. (2013). Interaction between *Musca domestica* L. and its predator *Muscina stabulans* (Fallén)(Diptera, Muscidae): Effects of prey density and food source abundance. *Revista Brasileira de Entomologia*, *57*, 55-58. <https://doi.org/10.1590/S0085-56262013000100009>
- El-Shazly, M. M., Nassar, M. I., & el-Sherief, H. A. (1996). Toxic effect of ethanolic extract of *Nerium oleander* (Apocynaceae) leaves against different developmental stages of *Muscina stabulans* (Diptera-Muscidae).

- Journal of the Egyptian Society of Parasitology*, 26(2), 461-473.
<http://europemc.org/abstract/MED/8754654>
- Eltaly, R.I., Baz, M. M., Radwan, I. T., Yousif, M., Abosalem, H. S., Selim, A., . . . Khater, H. (2023). Novel acaricidal activity of *Vitex castus* and *Zingiber officinale* extracts against the camel tick, *Hyalomma dromedarii*. *International Journal of Veterinary Science*, 12(2), 255-259.
<https://doi.org/10.47278/journal.ijvs/2022.184>
- Fouda, M. A., Hassan, M. I., Shehata, A. Z., Hasaballah, A. I., & Gad, M. E. (2017). Larvicidal and Antifeedant Activities of Different Extracts from Leaves and Stems of *Lantana camara* (Verbenaceae) Against the Housefly, *Musca domestica* L. *Egyptian Academic Journal of Biological Sciences, F. Toxicology & Pest Control*, 9(1), 85-98.
https://doi.org/https://doi.org/10.21608/eajbsf.2017.17055_
- Hamadah, K. S. (2018). Impaired survival and development of the false stable fly, *Muscina stabulans* (Fallen)(diptera: muscidae) by pyriproxyfen (a juvenile hormone analogue). *Journal of the Egyptian Society of Parasitology*, 48(3), 677-688.
<https://doi.org/https://doi.org/10.21608/jesp.2018.76588>
- Hegazy, M. M., Mostafa, R. M., El-Sayed, Y. A., Baz, M. M., Khater, H. F., Selim, A., & El-Shourbagy, N. M. (2022). The Efficacy of *Saussurea costus* Extracts against Hematophagous Arthropods of Camel and Cattle. *Pakistan Veterinary Journal*.
<https://doi.org/10.29261/pakvetj/2022.064>
- Ibrahim, H. Y., Abdel-Mogib, M., & Mostafa, M. E. (2020). Insecticidal Activity of Radish, *Raphanus sativus* Linn.(Brassicaceae) Roots Extracts. *Journal of Plant Protection and Pathology*, 11(1), 53-58.
https://jppp.journals.ekb.eg/article_79164.html
- Iqbal, T., Ahmed, N., Shahjeer, K., Ahmed, S., Al-Mutairi, K. A., Khater, H. F., & Ali, R. F. (2021). Botanical Insecticides and their Potential as Anti-Insect/Pests: Are they Successful against Insects and Pests? In *Global Decline of Insects*. IntechOpen.
<https://books.google.com/eg/books>
- Khater, H. F. (2003). *Biocontrol of some insects* [Benha University]. Benha, Egypt.
https://www.researchgate.net/profile/Hanem-Khater/publication/344297147_PhD_thesis_Title_Biocontrol_of_Some_Insects/links/5f6473d2a6fdcc0086297ee2/PhD-thesis-Title-Biocontrol-of-Some-Insects.pdf
- Khater, H. F. (2012a). Ecosmart biorational insecticides: alternative insect control strategies. *Advances in integrated pest management*.
<http://www.intechopen.com/books/insecticide-s-advances-in-integrated-pestmanagement/ecosmart-biorational-insecticides-alternative-insect-control-strategies>
- Khater, H. F. (2012b). Prospects of botanical biopesticides in insect pest management. *Pharmacologia*, 3(12), 641-656.
<https://doi.org/10.5567.67/pharmacologia.2012.641.656>
- Khater, H. F. (2013). Bioactivity of essential oils as green biopesticides: recent global scenario. In G. J. a. B. S (Ed.), *Recent progress in medicinal plants* (Vol. 37, pp. 151-218). Studium Press LLC.
https://www.researchgate.net/publication/293156932_Bioactivity_of_essential_oils_as_green_biopesticides_Recent_global_scenario
- Khater, H. F. (2014). Bioactivities of some essential oils against the camel nasal botfly, *Cephalopina titillator*. *Parasitology Research*, 113(2), 593-605.
<https://doi.org/https://doi.org/10.1007/s00436-013-3688-5>
- Khater, H. F. (2017). Introductory chapter: Back to the future-solutions for parasitic problems as old as the pyramids. In G. M. Khater HF, Benelli G (Ed.), *Natural remedies in the fight against parasites* (pp. 4-19). IntechOpen
<https://doi.org/https://doi.org/10.5772/67554>
- Khater, H. F. (2020). *Herbal and Remedies: Gardening for the Elderly and Physically and Mentally Disabled*. Authorhouse UK Ltd, London, UK.
<https://www.authorhouse.com/en/bookstore/bookdetails/474944-herbal-and-horticultural-remedies>
- Khater, H. F., & Geden, C. J. (2018). Potential of essential oils to prevent fly strike and their effects on the longevity of adult *Lucilia sericata*. *Journal of Vector Ecology*, 43(2), 261-270.
<https://doi.org/https://doi.org/10.1111/jvec.12310>
- Khater, H. F., & Shalaby, A. A.-S. (2008). Potential of biologically active plant oils to control mosquito larvae (*Culex pipiens*, Diptera: Culicidae) from an Egyptian locality. *Revista do Instituto de Medicina Tropical de Sao Paulo*, 50, 107-112.
<https://doi.org/10.1590/S003646652008000200008>
- Khater, H. F., & Khater, D. (2009). The insecticidal activity of four medicinal plants against the blowfly *Lucilia sericata* (Diptera: Calliphoridae). *International Journal of Dermatology*, 48(5), 492-497.

- <https://doi.org/10.1111/j.1365-4632.2009.03937.x>
- Khater, H. F., & Geden, C. J. (2019). Efficacy and repellency of some essential oils and their blends against larval and adult house flies, *Musca domestica* L. (Diptera: Muscidae). *Journal of Vector Ecology*, 44(2), 256-263. <https://doi.org/10.1111/jvec.12357>
- Khater, H. F., Ramadan, M. Y., & El-Madawy, R. S. (2009). Lousicidal, ovicidal and repellent efficacy of some essential oils against lice and flies infesting water buffaloes in Egypt. *Veterinary Parasitology*, 164(2), 257-266. <https://doi.org/10.1016/j.vetpar.2009.06.011>
- Khater, H. F., Hanafy, A., Abdel-Mageed, A. D., Ramadan, M. Y., & El-Madawy, R. S. (2011). Control of the myiasis-producing fly, *Lucilia sericata*, with Egyptian essential oils. *International Journal of Dermatology*, 50(2), 187-194. <https://doi.org/10.1111/j.1365-4632.2010.04656.x>
- Khater, H. F., Ramadan, M. Y., & Mageid, A. D. A. (2013). In vitro control of the camel nasal botfly, *Cephalopina titillator*, with doramectin, lavender, camphor, and onion oils. *Parasitology Research*, 112(7), 2503-2510. <https://doi.org/10.1007/s00436-013-3415-2>
- Khater, H. F., El-Shorbagy, M. M., & Seddiek, S. A. (2014). Lousicidal efficacy of camphor oil, d-phenothrin, and deltamethrin against the slender pigeon louse, *Columbicola columbae*. *International Journal of Veterinary Science and Medicine*, 2(1), 7-13. <https://doi.org/10.1016/j.ijvsm.2013.12.003>
- Khater, H. F., Ali, A. M., Abouelella, G. A., Marawan, M. A., Govindarajan, M., Murugan, K., . . . Benelli, G. (2018). Toxicity and growth inhibition potential of vetiver, cinnamon, and lavender essential oils and their blends against larvae of the sheep blowfly, *Lucilia sericata*. *International Journal of Dermatology*, 57(4), 449-457. <https://doi.org/10.1111/ijd.13828>
- Khater, H. F., Selim, A. M., Abouelella, G. A., Abouelella, N. A., Murugan, K., Vaz, N. P., & Govindarajan, M. (2019). Commercial mosquito repellents and their safety concerns. In F. Kasenga (Ed.), *Malaria* (pp. 1-27). IntechOpen. <https://doi.org/http://dx.doi.org/10.5772/intechopen.87436>
- Khater, H. F., Ziam, H., Abbas, A., Abbas, R. Z., Raza, M. A., Hussain, K., . . . Selim, A. (2020). Avian coccidiosis: Recent advances in alternative control strategies and vaccine development. *Agrobiol Rec*, 1, 11-25. <https://agrobiologicalrecords.com/articles/1-1-ABR-2020-0308-1-11-25.pdf>
- Khater, H. F., Hocine, Z., Baz, M. M., Selim, A., Ahemed, N., Kandeel, S. A., & Debboun, M. (2022). Ovicidal aroma shields for prevention of blow fly strikes caused by *Lucilia sericata* (Meigen), Diptera: Calliphoridae. *Vector-Borne and Zoonotic Diseases*, 22(9), 459-464. <https://doi.org/10.1089/vbz.2021.0107>
- Khater, H., E. Soliman, D., Slim, A., Debboun, M., & M. Baz, M. (2023). Larvicidal Efficacy of Fifteen Plant Essential Oils against *Culex pipiens* L. Mosquitoes in Egypt. *Egyptian Journal of Veterinary Sciences*, 54(2), 183-192. <https://doi.org/10.21608/ejvs.2022.161941.1395>
- Kumar, S., Mishra, M., Wahab, N., & Warikoo, R. (2014). Larvicidal, Repellent, and Irritant Potential of the Seed-Derived Essential oil of *Apium graveolens* Against Dengue Vector, *Aedes aegypti* L. (Diptera: Culicidae). *Front Public Health*, 2, 147. <https://doi.org/https://doi.org/10.3389/fpubh.2014.00147>
- Mohamed, S., Baz, M., Ibrahim, M., Radwan, I., Selim, A., Dawood, A. A., . . . Sciences, P. (2022). Acaricide resistance and novel photosensitizing approach as alternative acaricides against the camel tick, *Hyalomma dromedarii*. *Photochemical & Photobiological Sciences*. <https://doi.org/10.1007/s43630-022-00301-4>
- Mohanny, K. M., Abd El-Aziz, A. E., Mohamed, G. S., & Abazied, W. A. A. (2020). The insecticidal activity of some plant-seeds extracts against two coleopteran pest Granary Weevils *Sitophilus Granarius*(Linnaeus.) and the Lesser Grain Borer *Rhyzopertha Dominica* (Fabricius). *SVU-International Journal of Agricultural Sciences*, 2(1), 98-108. <https://doi.org/https://doi.org/10.21608/svuijas.2020.29986.1010>
- Momin, R. A., & Nair, M. G. (2001). Mosquitocidal, nematocidal, and antifungal compounds from *Apium graveolens* L. seeds. *Journal of agricultural and food chemistry*, 49(1), 142-145. <https://doi.org/https://doi.org/10.1021/jf001052a>
- Nabil, M., Khater, H. F., Selim, A., Baz, M. M., Govindarajan, M., Taie, H. A. A., & Negm, S. (2023). Acaricidal efficacy of silver nanoformulations of *Commiphora molmol* and *Zingiber officinale* against the camel Tick, *Hyalomma dromedarii* (Ixodida: Ixodidae). *Inorganic Chemistry Communications*, 147, 110229. <https://doi.org/https://doi.org/10.1016/j.inoch.2022.110229>

- Patitucci, L. D., Mulieri, P. R., Mariluis, J. C., & Schnack, J. A. (2010). The population ecology of *Muscina stabulans* (Fallén)(Diptera: Muscidae), along an urban-rural gradient of Buenos Aires, Argentina. *Neotropical Entomology*, 39, 441-446. <https://www.scielo.br/j/ne/a/dbFDsZTN6pD5gBVQrQtyy4C/?lang=en>
- Roni, M., Murugan, K., Panneerselvam, C., Subramaniam, J., Nicoletti, M., Madhiyazhagan, P., . . . Benelli, G. (2015). Characterization and biotoxicity of Hypnea musciformis-synthesized silver nanoparticles as potential eco-friendly control tool against *Aedes aegypti* and *Plutella xylostella*. *Ecotoxicology and environmental safety*, 121, 31-38. <https://doi.org/https://doi.org/10.1016/j.ecoenv.2015.07.005>
- Seddiq, S. A., Ali, M. M., Khater, H. F., & El-Shorbagy, M. M. (2011). Anthelmintic activity of the white wormwood, *Artemisia herba-alba* against *Heterakis gallinarum* infecting turkey poult. *J Med Plants Res*, 5(16), 3946-3957. <https://academicjournals.org/journal/JMPR/article-full-text-pdf/825906722745>
- Seddiq, S. A., Khater, H. F., El-Shorbagy, M. M., & Ali, A. M. (2013). The acaricidal efficacy of aqueous neem extract and ivermectin against *Sarcoptes scabiei* var. *cuniculi* in experimentally infested rabbits. *Parasitol Res*, 112(6), 2319-2330. <https://doi.org/https://doi.org/10.1007/s00436-013-3395-2>
- Seddiq, S. A., El-Shorbagy, M. M., Khater, H. F., & Ali, A. M. (2014). The antitrichomonal efficacy of garlic and metronidazole against *Trichomonas gallinae* infecting domestic pigeons. *Parasitology Research*, 113(4), 1319-1329. <https://academicjournals.org/journal/JMPR/article-full-text-pdf/825906722745>
- Shalaby, A., & Khater, H. (2005). Toxicity of certain solvent extracts of *Rosmarinus officinalis* against *Culex pipiens* larvae. *Journal of Egyptian-German Society of Zoology* 48E, 69-80. <https://www.researchgate.net/profile/Hanem-Khater/publication/305701327>
- Shivekar, S., Senthil, K., Srinivasan, R., Sureshbabu, L., Chand, P., Shanmugam, J., & Gopal, R. (2008). Intestinal myiasis caused by *Muscina stabulans*. <https://tspace.library.utoronto.ca/handle/1807/53547>
- Vaz, N. P., De Oliveira, D. R., Abouelella, G. A., & Khater, H. (2018). The black seed, *Nigella sativa* (Ranunculaceae), for prevention and treatment of hypertension. *JN Govil and Bhardwaj N*, 48, 221-244. <https://www.researchgate.net/profile/Hanem-Khater/publication/331210582>
- Wang, Y., Hu, G., Zhang, Y., Wang, M., Amendt, J., & Wang, J. (2019). Development of *Muscina stabulans* at constant temperatures with implications for minimum postmortem interval estimation. *Forensic Science International*, 298, 71-79. <https://doi.org/https://doi.org/10.1016/j.forsciint.2019.02.051>
- Zimmer, C., Pires, S., Cárcamo, M., & Ribeiro, P. (2022). Efeitos da competição larval intra-específica sobre caracteres biométricos de *Muscina stabulans* (Fallén, 1817) (Diptera: Muscidae) em laboratório. *Arquivos do Instituto Biológico*, 73, 203-209. <https://doi.org/10.1590/18081657v73p2032006>